



STANDARD RANGE

# ALUMINIUM DRIVEWAY GATES



# FERN

The Fern is a semi-private curved top gate with vertical infill panels and open bars on the top section.



Part of our standard range of aluminium gates, this is a simple design that combines a traditional gate design with the modern, low maintenance aluminium material. A semi-private design, the Fern has open bars on the top half of the gate and vertical infill panels on the bottom section.

As part of the Ignite range you have a choice of 4 woodgrain finishes and 6 standard RAL colours, with any other RAL colour available on request.

A perfect option for manual gates, the profiles can also be reinforced for gate automation.

Available as a single leaf gate up to 2500mm, a set of double driveway gates up to 5000mm or a sliding gate up to 5000mm, with each design manufactured up to 2400mm high.

The curved top on this gate rises 200mm from post to centre, so a 1600mm gate would rise to 1800mm.

The infill boards on this gate have the option of 100mm, 200mm and 300mm widths with vertical, horizontal and diagonal infills available.

We are able to supply a wide range of manual hardware, gate


automation, access control and intercom systems for each project so be sure to let us know if you have any specific requirements.

## SPECIFICATION

Width	Swing up to 5000mm Sliding up to 5000mm Ped/Side up to 2500mm
Height	Up to 2400mm
Profile Thickness	End profile 2mm Cross profile 2mm
Infill Thickness	1mm
Gate Type	Swing, Sliding, Pedestrian/Side
Lead Time	10-12 Weeks
Available Colours	6 Standard RAL colours (Any RAL on request)
Woodgrains	4 Available
Construction	Bolted

## Woodgrain Options

This design is available in the below woodgrain finishes



Dark Oak



Golden Oak



Light Oak



Dark Walnut

## Infill Boards

Infill Orientation Styles



Horizontal

Available in 100mm, 200mm and 300mm Boards



Vertical

Available in 100mm, 200mm and 300mm Boards



Diagonal

Available in 100mm, 200mm and 300mm Boards



Glass Windows

Frosted or Clear



---

## Additional Extras

---

### Access Control

There are a number of additional gate hardware and access control solutions that can be used on each gate project. Ironcraft are experts in gate hardware, so we are perfectly positioned to recommend the most suitable products for your gate. We can also supply a huge range of AES intercom systems.

### Gate Automation

The Standard range is reinforced for gate automation and automation shoes can be supplied for underground automation. We can also provide gate automation systems suitable for each project.

### Fencing

Does your project require matching or additional aluminium fencing or infills? we can help provide a complete solution.

---

## Standard RAL Colours

---


Below is a list of the standard RAL colours in the Edge range. Each design can be manufactured in a non-standard RAL colour and a selection of woodgrain finishes at an additional cost which can be seen above in the downloads section.



**Traffic White**  
RAL 9016  
(Gloss)



**Jet Black**  
RAL 9005  
(Matte, Gloss or Textured)




**Anthracite Grey**  
RAL 7016  
(Matte, Gloss or Textured)



**Sepia Brown**  
RAL 8014  
(Matte, Gloss or Textured)



**Moss Green**  
RAL 6005  
(Matte, Gloss or Textured)



**Light Ivory**  
RAL 1015  
(Matte, Gloss or Textured)



**ironcraft**  
EST.1965

## CONTACT US

Tel: +44 (0)1455 847 548

### Head Office

92 High Street,  
Earl Shilton  
Leicester Leicestershire  
LE9 7DG

### Showroom, Factory & Production

92 High Street  
Earl Shilton  
LE9 7DG

