



STANDARD RANGE

ALUMINIUM DRIVEWAY GATES



LUNA

The Luna is a fully privacy, modern design with two horizontal frosted glass panels.



Part of the standard range of aluminium gates, the Luna is a beautiful, fully private design with frosted glass panels at the centre point of each leaf. Perfect for those looking for a fully private, flat top gate with a more modern twist.

As part of the standard range you have a choice of 4 woodgrain finishes and 6 standard RAL colours, with any other RAL colour available on request.

A perfect option for manual gates, the profiles can also be reinforced for gate automation.

Available as a single leaf gate up to 2500mm, a set of double driveway gates up to 5000mm or a sliding gate up to 5000mm, with each design manufactured up to 2400mm high.

We are able to supply a wide range of manual hardware, gate automation, access control and intercom systems for each project so be sure to let us know if you have any specific requirements.

SPECIFICATION


Width	Swing up to 5000mm Sliding up to 5000mm Ped/Side up to 2500mm
Height	Up to 2400mm
Profile Thickness	End profile 2mm Cross profile 2mm
Infill Thickness	1mm
Gate Type	Swing, Sliding, Pedestrian/Side
Lead Time	10-12 Weeks
Available Colours	6 Standard RAL colours (Any RAL on request)
Woodgrains	4 Available
Construction	Bolted

Woodgrain Options

This design is available in the below woodgrain finishes




Dark Oak



Golden Oak




Light Oak



Dark Walnut


Infill Boards

Infill Orientation Styles




Horizontal

Available in 100mm, 200mm and 300mm Boards




Vertical

Available in 100mm, 200mm and 300mm Boards



Diagonal

Available in 100mm, 200mm and 300mm Boards



Glass Windows

Frosted or Clear

Additional Extras

Access Control

There are a number of additional gate hardware and access control solutions that can be used on each gate project. Ironcraft are experts in gate hardware, so we are perfectly positioned to recommend the most suitable products for your gate. We can also supply a huge range of AES intercom systems.

Gate Automation

The Standard range is reinforced for gate automation and automation shoes can be supplied for underground automation. We can also provide gate automation systems suitable for each project.

Fencing


Does your project require matching or additional aluminium fencing or infills? we can help provide a complete solutions.

Standard RAL Colours


Below is a list of the standard RAL colours in the Edge range. Each design can be manufactured in a non-standard RAL colour and a selection of woodgrain finishes at an additional cost which can be seen above in the downloads section.



Traffic White
RAL 9016
(Gloss)



Jet Black
RAL 9005
(Matte, Gloss or Textured)




Anthracite Grey
RAL 7016
(Matte, Gloss or Textured)



Sepia Brown
RAL 8014
(Matte, Gloss or Textured)



Moss Green
RAL 6005
(Matte, Gloss or Textured)



Light Ivory
RAL 1015
(Matte, Gloss or Textured)



ironcraft
EST.1965

CONTACT US

Tel: +44 (0)1455 847 548

Head Office

92 High Street,
Earl Shilton
Leicester Leicestershire
LE9 7DG

Showroom, Factory & Production

92 High Street
Earl Shilton
LE9 7DG

